

Lesson 3 Exploring Life

Predict three things that will be discussed in Lesson 3 after reading the headings. Record your predictions in your Science Journal.

Main Idea

The Development of Microscopes

I found this on page _____.

I found this on page _____.

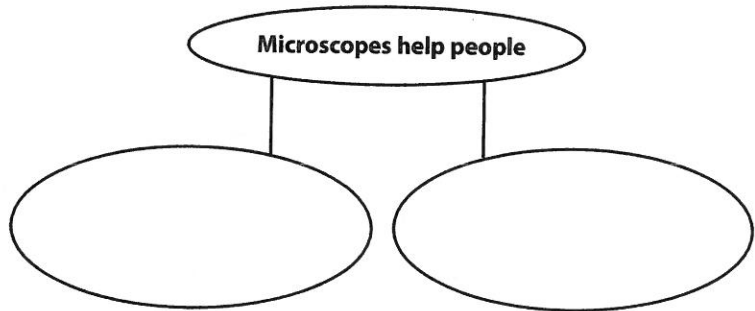
I found this on page _____.

Types of Microscopes

I found this on page _____.

Details

Describe two ways that microscopes have changed people's ideas about living things.



Describe Anton van Leeuwenhoek's microscope.

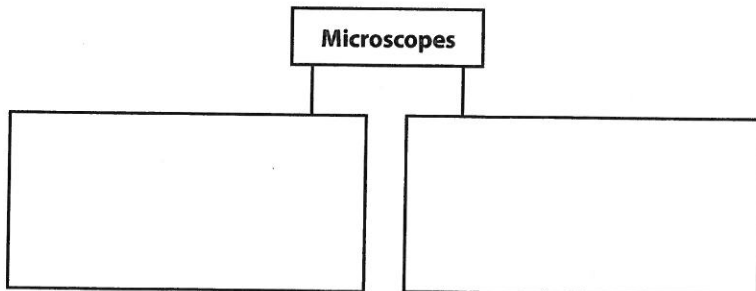
Anton van Leeuwenhoek's microscope was made in the _____.

The microscope had _____ and could magnify an image _____.

Leeuwenhoek observed _____ with his microscope.

Explain what Hooke discovered with his microscope.

Identify 2 characteristics of all microscopes.



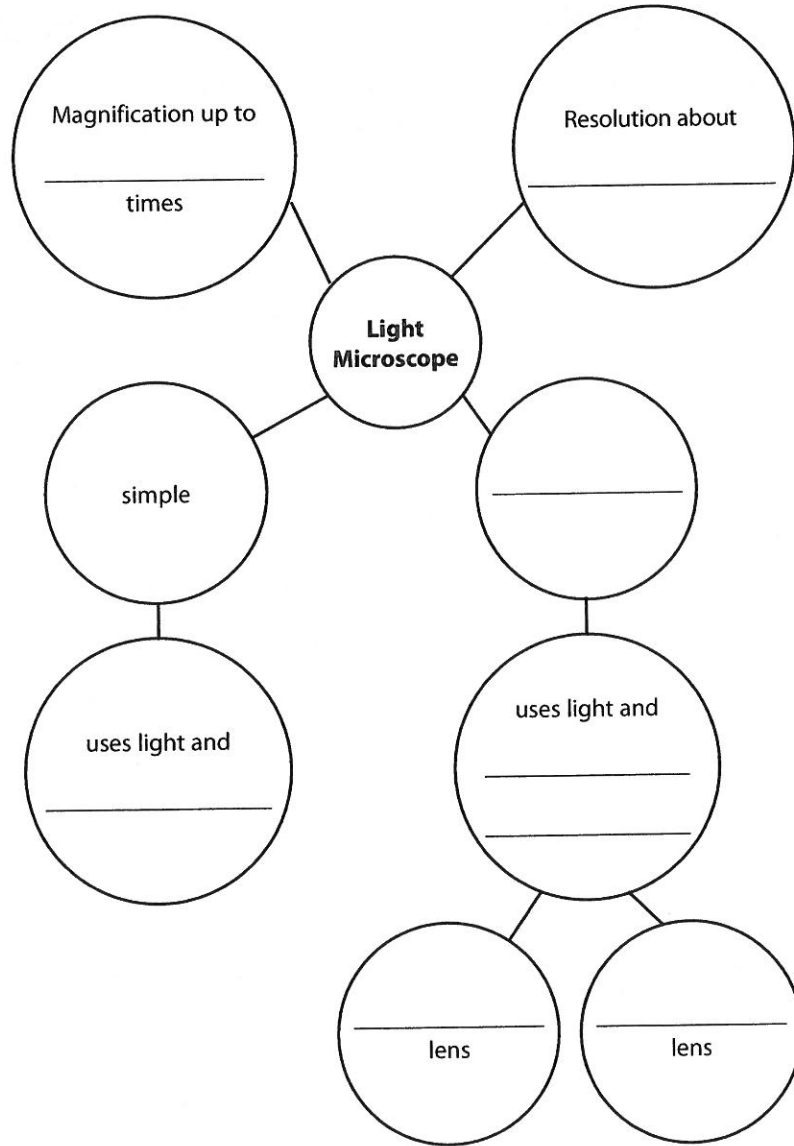
Lesson 3 | Exploring Life (continued)

Main Idea

I found this on page _____.

Details

Organize information about light microscopes by completing the graphic organizer.



I found this on page _____.

Identify 3 techniques used to observe objects with a light microscope.

1. _____
2. _____
3. _____

Lesson 3 | Exploring Life (continued)

Main Idea

I found this on page _____.


I found this on page _____.

I found this on page _____.

Using Microscopes

I found this on page _____.

Details


 **Compare and contrast** electron microscopes *and* light microscopes.

	Electron Microscope	Light Microscope
Magnification	_____ times	_____ times
Resolution		
Specimens		
Two Types	1. 2.	1. 2.

Summarize *the use of microscopes.*

In health care: _____

Other uses: _____

 **Synthesize It** How could you use a light microscope to determine whether spilled crystals were salt or sugar?
